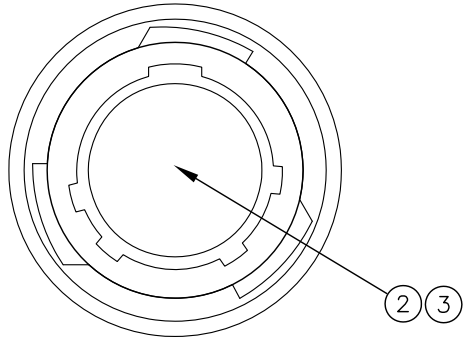
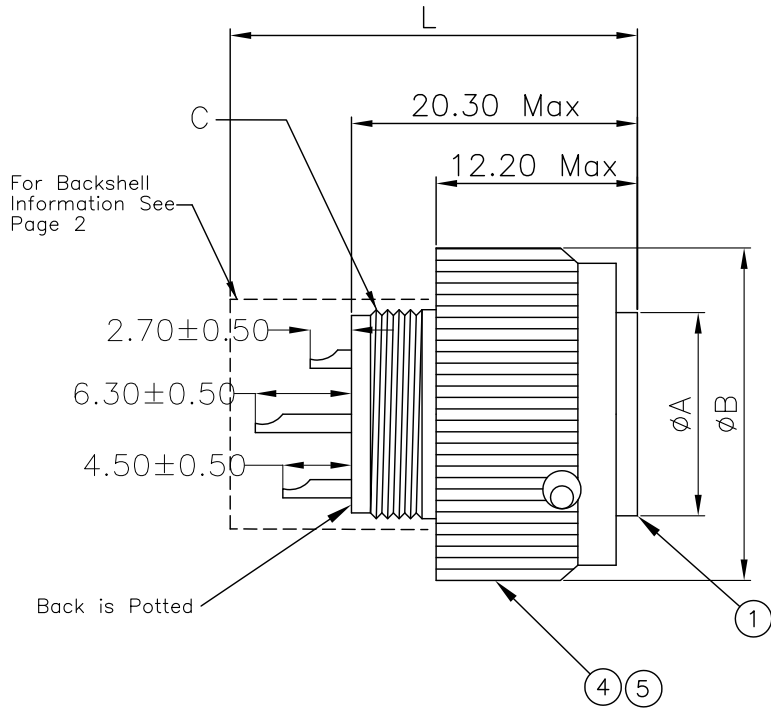


REVISIONS LIST				
REV	ECO #	DESCRIPTION	DATE	APV'D
A		Initial Release		

SPECIFICATIONS

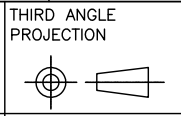
<u>Mechanical</u>	
Durability	500 Cycles
<u>Electrical</u>	
Current Rating (Max)	5.0A
22 Gauge	
Insulation Resistance (@500 VDC)	>5000 MΩ
(25°C)	
<u>Environmental</u>	
Operating Temperature	-65°C - +175°C
Salt Spray	
Cadmium Olive Drab	96 Hrs
All Other Finishes	48 Hrs



Shell Size	A Max	B MAX	C THREAD (UNEF2A)
8	9.09	19.05	.4375-28
10	12.34	21.82	.5625-24
12	15.19	26.36	.6875-24
14	18.36	29.36	.8125-20

No.	Name	Material/Finish	Remarks
1	Shell	Aluminum	
2	Insert	Thermoplastic	
3	Contact	Copper Alloy	Ni 100μ" - Au Flash
4	Coupling Nut	Aluminum	
5	Spring	Steel	

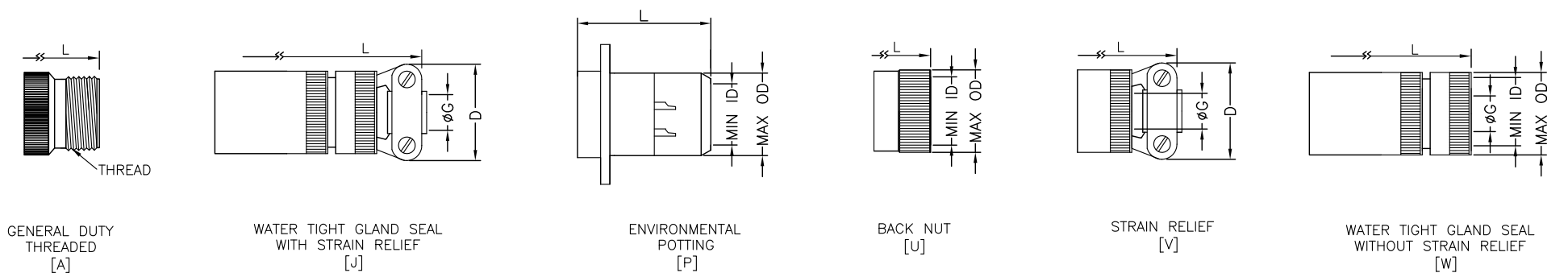
UNLESS NOTED TOLERANCES ARE:  
.X ± 0.38  
.XX ± 0.25  
ANGLES ± 1°



1170 S. PATTON ST.  
XENIA, OHIO 45385  
PH: (937) 374-2700  
FX: (937) 374-2717

UNIT: mm	DRWN: RLM	THESE DRAWINGS AND SPECIFICATIONS ARE THE PROPERTY OF SPI AND SHALL NOT BE COPIED, USED OR RE-PRODUCED WITHOUT PERMISSION.	TITLE	
SCALE: NTS	DATE: 12/14/17		26482 High Density Straight Plug	
	CHK'D: RLM		SPI P / N: SPI16XXX-XXX-XX	REV: A
SHEET: 1 OF 2	APV'D: RLM		CUSTOMER P / N:	

REVISIONS LIST				
REV	ECO #	DESCRIPTION	DATE	APV'D
A		Initial Release		



Shell Size	CLASS A		CLASS J				CLASS P			CLASS U			CLASS V			CLASS W				
	L Max	THREAD (UNEF2A)	L MAX	D MAX	GLAND ØG		L MAX	ID MIN	OD MAX	L MAX	ID MIN	OD MAX	L MAX	D MAX	ØG ±.254	L MAX	ØG		ID MIN	OD MAX
					CLOSED	OPEN											CLOSED	OPEN		
8	41.00	.4375-28	57.68	21.03	4.29	5.84	36.91	8.05	15.44	33.73	6.58	15.44	48.82	21.03	3.18	42.60	4.27	5.84	6.58	15.44
10	41.00	.5625-24	57.68	22.63	5.21	7.92	39.91	11.02	18.64	33.73	9.12	18.64	48.82	22.63	4.78	42.60	5.21	7.92	9.12	18.64
12	41.00	.6875-24	61.24	25.81	8.59	11.23	36.91	13.92	21.79	33.73	11.91	21.79	48.82	25.81	7.92	46.15	8.59	11.23	11.91	21.79
14	41.00	.8125-20	66.01	28.98	10.57	13.69	36.91	17.09	24.99	33.73	14.96	24.99	48.82	28.98	9.53	50.92	10.57	13.69	14.96	24.99

Name	Material/Finish	Remarks
Back Shells & Clamps	Aluminum	
Screws	Stainless Steel	J & V Back Shells
Washers	Stainless Steel	J & V Back Shells
Grommets/O-Rings	Neoprene	
Gland Seal	Silicone	

UNLESS NOTED TOLERANCES ARE: .X ± 0.38 .XX ± 0.25 ANGLES ± 1°	THIRD ANGLE PROJECTION 	 1170 S. PATTON ST. XENIA, OHIO 45385 PH: (937) 374-2700 FX: (937) 374-2717
UNIT: mm	DRWN: RLM	<b>TITLE</b> 26482 High Density Straight Plug SPI P / N : SPI16XXX-XXX-XX CUSTOMER P / N :
SCALE: NTS	DATE: 12/14/17	
	CHK'D: RLM	
SHEET: 2 OF 2	APV'D: RLM	

THESE DRAWINGS AND SPECIFICATIONS ARE THE PROPERTY OF SPI AND SHALL NOT BE COPIED, USED OR RE-PRODUCED WITHOUT PERMISSION.

REV: A